

WOMEN'S TRANSITION HOUSING and Supports Program



Program Type:
**SECOND
STAGE
HOUSING**

Reporting Period:
2018-19

Geographic Area:
**British Columbia and
BC Housing Regions**

Introduction

BC Housing supports more than 100 transition houses, safe homes, and second stage housing for women — with or without children — who are at risk of violence, or who have experienced violence. The programs provide women and children with a temporary place to stay, support services, referrals and assistance in planning next steps. There are three program types within the Women's Transition Housing and Supports Program (WTHSP):

- ▶ **Transition houses** — Transition houses provide safe, temporary 24/7 staffed shelter, typically for 30 days. Most transition houses are residential homes in confidential locations where women and families live communally. Support Workers in these homes provide emotional support, crisis intervention and safety planning.
- ▶ **Safe homes** — If you live in a remote community, you may be able to access a safe home program. Safe home programs provide short-term shelter, emotional support, safety planning and referrals. Short-term safe shelter is provided in a variety of ways depending on the community, such as an apartment or townhouse unit, a hotel or motel room, or a secure room in a private home.
- ▶ **Second stage housing** — Second stage housing is usually a private, secure, low-cost apartment or townhouse unit where you can live safely and independently typically for 6 - 18 months. Staff are available to provide emotional support, safety planning and referrals.

Number of programs and spaces by WTHSP program type in B.C., 2018-19

TRANSITION HOUSES	SAFE HOMES	SECOND STAGE HOUSES
65 737	25 25	18 146

of Programs

of Spaces

Note: Some sites/spaces may not have been open the whole fiscal year.



Every three months, transition houses, safe homes, and second stage housing sites funded through BC Housing's WTHSP are asked to complete and submit forms to BC Housing to record administrative and outcome data regarding the programs, looking at indicators including referrals, stays, and departures.

The indicators included in this report highlight program statistics, program outcomes, and demographics of those accessing the programs. This data informs program planning and cross-government research. The report shows data aggregated among each of the three WTHSP program types and trend data where available.

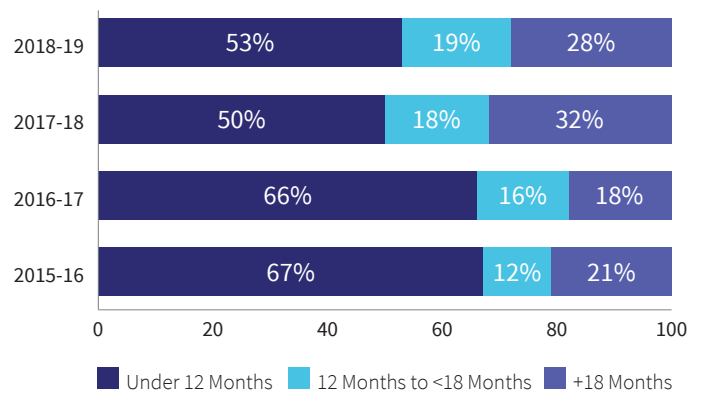
Program Statistics

Number of referrals for women and accompanied children to WTHSP Second Stage Housing in B.C., 2015-16 to 2018-19



Source: BC Housing, Women's Transition Housing and Supports Program Administrative Data, 2015-16 to 2018-19

Length of stay for women in WTHSP Second Stage Housing in B.C. based on departures, 2015-16 to 2018-19



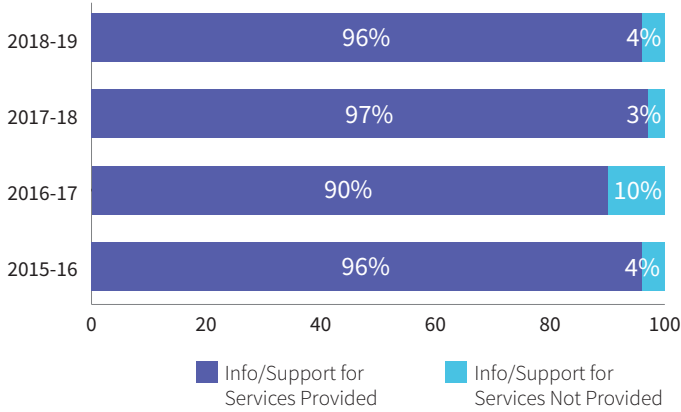
Source: BC Housing, Women's Transition Housing and Supports Program Administrative Data, 2015-16 to 2018-19

- ▶ 82% of referrals for women to WTHSP second stage housing were because the woman was fleeing violence in 2018-19, with 18% referred due to homelessness or other reasons
- ▶ 40% of referrals for women to WTHSP second stage housing were made by another transition house, safe home or second stage housing program in 2018-19, while 31% were self-referred, and 9% were by a community service or agency



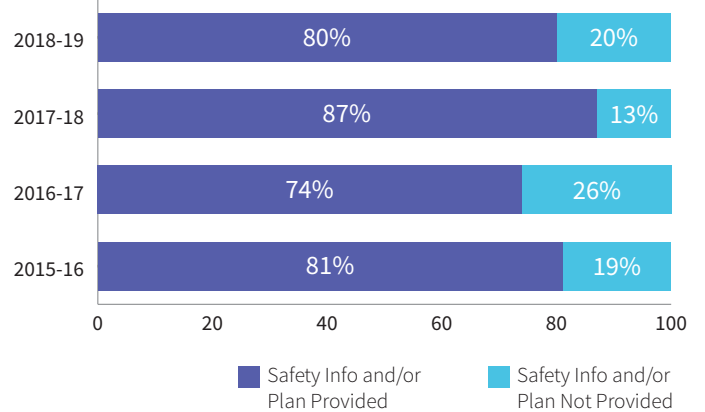
Statistics on Departures for Women

Information/support about community services provided to women in WTHSP Second Stage Housing in B.C based on departures, 2015-16 to 2018-19



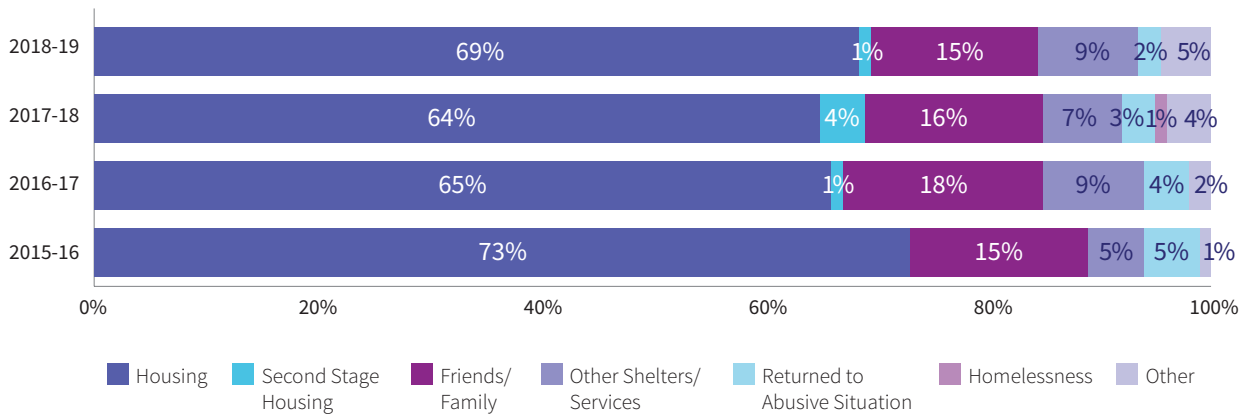
Source: BC Housing, Women's Transition Housing and Supports Program Administrative Data, 2015-16 to 2018-19

Safety information/safety plan provided to women in WTHSP Second Stage Housing in B.C. based on departures, 2015-16 to 2018-19



Source: BC Housing, Women's Transition Housing and Supports Program Administrative Data, 2015-16 to 2018-19

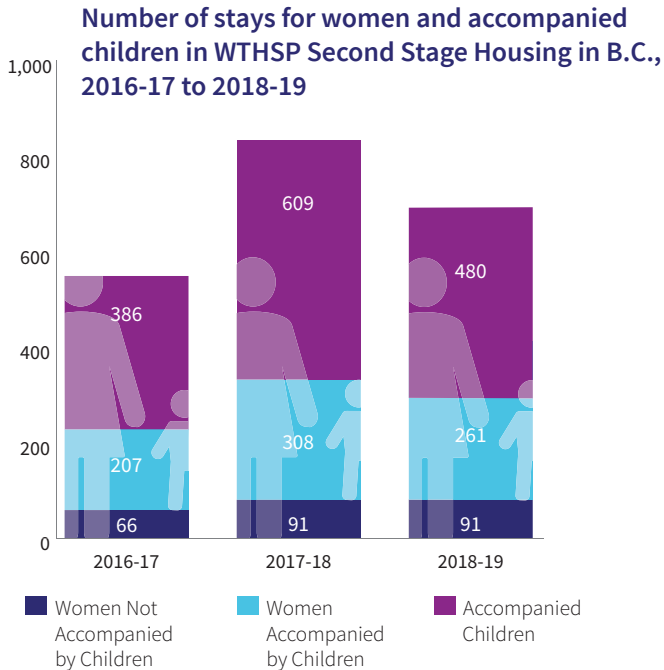
Departures by where women went upon leaving WTHSP Second Stage Housing in B.C., 2015-16 to 2018-19



Source: BC Housing, Women's Transition Housing and Supports Program Administrative Data, 2015-16 to 2018-19

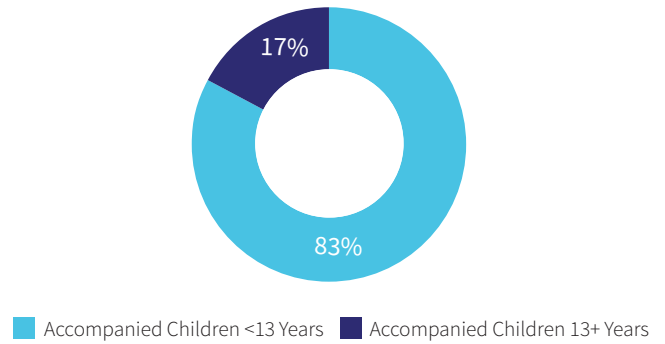


Demographics of Stays for Women and Accompanied Children



Source: BC Housing, Women's Transition Housing and Supports Program Administrative Data, 2016-17 to 2018-19

Stays for accompanied children by age group in WTHSP Second Stage Housing in B.C., 2018-19

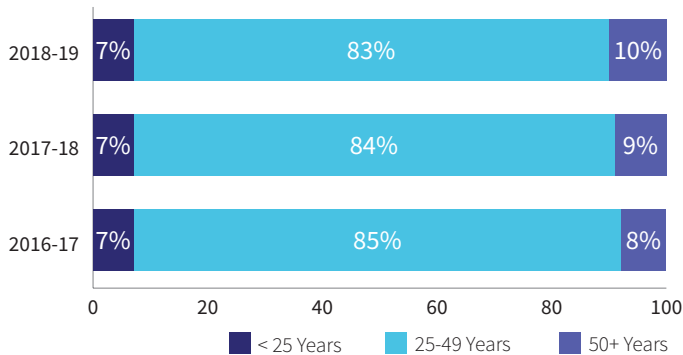


Source: BC Housing, Women's Transition Housing and Supports Program Administrative Data, 2018-19

Notes:

1. Data is provided to BC Housing by WTHSP providers. Accuracy is dependent on integrity of data provided to BC Housing.
2. Multiple referrals possible per woman and child. Referrals and stays are not comparable, as multiple referrals are possible per woman and child over the course of the reporting period or from different referral sources (e.g. one woman may have multiple referrals from various sources on a particular night, but can only have one stay for that night).
3. Proportions are based on where responses to questions are provided. Unknown responses are excluded from the denominator.
4. A stay includes consecutive nights in the program (min 1 night).
5. Stays may reflect stays in additional beds beyond what is funded by BC Housing's WTHSP.
6. A woman (and accompanied children) may have more than one stay in the same reporting period and at more than one WTHSP site within the reporting period; therefore, stays do not represent unique individuals.
7. Only children who stayed at least one night during their mom/guardian's stay were included in the analysis. Children who did not stay at the transition house for at least one night of the stay were not included.
8. Women reported to stay without children may have children that did not accompany them during the stay. Their children may have accompanied them on other stay(s) at WTHSP sites during the reporting period.
9. Departures do not represent unique individuals, as a woman and accompanied children may have stayed more than once during the fiscal year (a stay is 1+ consecutive nights) or across reported fiscal years at one site or at multiple sites/programs.
10. Departures to housing includes private market housing with and without a rent supplement, affordable housing, and safe return home.
11. Occupancy is calculated by dividing the number of bed stays from women and accompanied children by the number of WTHSP-funded transition house beds.
12. Some sites may have had closures or opened part way through reporting period, which would make occupancy percentages higher.
13. Due to data integrity issues, data could not be compared to 2015-16 for all indicators. In these cases, data for 2015-16 has been excluded.

Stays for women by age group in WTHSP Second Stage Housing in B.C., 2016-17 to 2018-19



Source: BC Housing, Women's Transition Housing and Supports Program Administrative Data, 2016-17 to 2018-19

Notice to Readers: The greatest care has been taken to confirm the accuracy of the information contained herein. However, the authors, funder and publisher assume no liability for any damage, injury or expense that may be incurred or suffered as a result of the use of this publication including products, building techniques or practices. The views expressed herein do not necessarily represent those of any individual contributor or BC Housing. It is always advisable to seek specific information on the use of products in any application or detail from manufacturers or suppliers of the products and consultants with appropriate qualifications and experience.

More Information: BC Housing's Research Centre works in collaboration with housing sector partners to foster excellence in residential construction and find innovative solutions for affordable housing in British Columbia. Sharing leading-edge research, advances in building science, and new technologies encourages best practice. The Research Centre identifies and bridges research gaps to address homelessness, housing affordability, social housing challenges and the needs of distinct populations. Mobilizing knowledge and research expertise helps improve the quality of housing and leads to innovation and adoption of new construction techniques, Building Code changes, and enhanced education and training programs. Learn more about the Research Centre at www.bchousing.org. Sign up to receive the latest news and updates at www.bchousing.org/subscribe.

Contact: Research Centre Email: research@bchousing.org Phone: 604-439-4135
 To find more information, visit our website at: www.bchousing.org

