

BRITISH COLUMBIA HOUSING MANAGEMENT COMMISSION

**Statement of Financial Information**

**Required under the *Financial Information Act***

March 31, 2024

BRITISH COLUMBIA HOUSING MANAGEMENT COMMISSION

**Statement of Financial Information**  
**Required under the *Financial Information Act***

March 31, 2024

<b>Index</b>	<b>Page</b>
Statement of Financial Information Approval* .....	2
Management Report* .....	3
Consolidated Statement of Financial Position* .....	4
Consolidated Statement of Operations* .....	5
Schedule of Long-term Debt* .....	6
Schedule of Guarantee and Indemnity Agreements* .....	7
Schedule of Employee Remuneration and Expenses* .....	8
Schedule of Severance Agreements* .....	20
Schedule of Payments to Suppliers of Goods and Services* .....	21
Reconciliation of Expenditures* .....	35

\* Prepared pursuant to the *Financial Information Regulation, Schedule 1, section 9*

**British Columbia Housing Management Commission**  
**Statement of Financial Information Approval\***

The undersigned represents the Board of Commissioners of the British Columbia Housing Management Commission and approves all the statements and schedules included in this Statement of Financial Information produced under the *Financial Information Act*.

Russ Jones

Russ Jones  
Chair, Audit and Risk Management Committee  
May 24, 2024

\* Prepared pursuant to the *Financial Information Regulation, Schedule 1, section 9*

**British Columbia Housing Management Commission**  
**Management Report\***


The Consolidated Financial Statements contained in this Statement of Financial Information under the *Financial Information Act* have been prepared by management in accordance with the accounting requirements of Section 23.1 of the Budget Transparency and Accountability Act of the Province of British Columbia, consistently applied and appropriate in the circumstances, and the integrity and objectivity of these statements are management's responsibility. Management is responsible for all the statements and schedules and for ensuring that this information is consistent, where appropriate, with the information contained in the financial statements.

Management is also responsible for implementing and maintaining a system of internal controls to provide reasonable assurance that reliable financial information is produced.

The British Columbia Housing Management Commission's Board of Commissioners is responsible for ensuring that management fulfils its responsibilities for financial reporting and internal control.

The external auditors, PricewaterhouseCoopers LLP, conduct an independent examination, in accordance with the accounting requirements of Section 23.1 of the Budget Transparency and Accountability Act of the Province of British Columbia, and express their opinion on the consolidated financial statements. Their examination does not relate to the other schedules and statements required by the Act. Their examination includes a review and evaluation of the British Columbia Housing Management Commission's system of internal control and appropriate tests and procedures to provide reasonable assurance that the consolidated financial statements are presented fairly. The external auditors have full and free access to the British Columbia Housing Management Commission's Board of Commissioners.

On behalf of the British Columbia Housing Management Commission,



---

Vincent Tong  
Chief Executive Officer  
May 24, 2024



---

David Sherwood  
Vice President, Finance  
May 24, 2024

\* Prepared pursuant to the *Financial Information Regulation, Schedule 1, Section 9*

**British Columbia Housing Management Commission**  
**Consolidated Statement of Financial Position**

	<b>March 31 2024 (\$000's)</b>	<b>March 31 2023 (\$000's)</b>
<b>Financial Assets</b>		
Cash	\$ 105,442	\$ 89,405
Portfolio investments	127,840	116,566
Receivables	31,617	29,666
Long-term Receivables	236,632	-
Due from Province of British Columbia	1,302,810	1,007,103
Due from Canada Mortgage and Housing Corporation	50,965	41,742
Due from Provincial Rental Housing Corporation	-	97,878
Construction loans to housing projects	1,318,950	1,222,582
Mortgages and loans receivable	32,492	18,068
	<b>3,206,748</b>	<b>2,623,010</b>
<b>Liabilities</b>		
Accounts payable and accrued liabilities	280,825	190,161
Tenants' prepaid rent	1,659	1,673
Deferred revenue	277,219	226,783
Unearned lease revenue	28,043	-
Deferred capital contributions	2,001,601	-
Due to Provincial Treasury	955,827	999,661
Society funds held on deposit	41,673	30,766
Construction grants payable	1,285,307	977,199
Social Housing Agreement Reserves	4,989	4,542
Site contamination	6,159	-
Long-term debt	214,894	-
Asset retirement obligations	278,832	-
	<b>5,377,028</b>	<b>2,430,785</b>
<b>Net financial assets (debt)</b>	<b>(2,170,280)</b>	<b>192,225</b>
<b>Non-financial assets</b>		
Prepaid expenses and housing subsidies	6,064	4,544
Housing and projects under construction	3,666,595	-
Riverview Lands redevelopment	75,059	-
Other tangible capital assets	18,932	11,575
	<b>3,766,650</b>	<b>16,119</b>
<b>Accumulated surplus</b>	<b>1,596,370</b>	<b>208,344</b>
Accumulated surplus comprises:		
Accumulated surplus from operations	1,583,450	201,370
Accumulated remeasurement gain (loss)	12,920	6,974
	<b>\$ 1,596,370</b>	<b>\$ 208,344</b>

**British Columbia Housing Management Commission**  
**Consolidated Statement of Operations**

Year Ended March 31	2024 Budget (\$000's)	<b>2024 Actuals (\$000's)</b>	2023 Actuals (\$000's)
<b>Revenue</b>			
Provincial contributions	\$ 2,546,458	\$ <b>2,330,234</b>	\$ 2,185,473
Federal contributions	163,439	<b>179,718</b>	134,972
Tenant rent	39,743	<b>40,183</b>	38,539
Other	70,698	<b>75,207</b>	46,827
Portfolio investment income	4,000	<b>5,396</b>	4,170
	<u>2,824,338</u>	<u><b>2,630,738</b></u>	<u>2,409,981</u>
<b>Expenses</b>			
Grants	1,560,828	<b>1,266,410</b>	1,238,159
Housing subsidies	835,558	<b>933,299</b>	784,081
Rental assistance	121,092	<b>116,148</b>	105,291
Salaries and labour	117,392	<b>109,883</b>	93,569
Operating expenses	66,645	<b>80,280</b>	93,256
Interest expense	45,974	<b>51,592</b>	29,051
Building maintenance	30,325	<b>27,501</b>	26,533
Office and overhead	19,699	<b>22,772</b>	17,189
Utilities	13,307	<b>11,250</b>	11,244
Grants in lieu of property taxes	12,082	<b>10,472</b>	9,933
Research and education	1,436	<b>1,105</b>	1,650
	<u>2,824,338</u>	<u><b>2,630,712</b></u>	<u>2,409,956</u>
<b>Surplus from operations before the undernoted</b>		<u><b>26</b></u>	<u>25</u>
Accumulated surplus from consolidation of Provincial Rental Housing Corporation		<u><b>1,382,054</b></u>	<u>-</u>
<b>Annual surplus from operations</b>		<u><b>1,382,080</b></u>	<u>25</u>
Accumulated surplus from operations at beginning of year		<u><b>201,370</b></u>	<u>201,345</u>
<b>Accumulated surplus from operations at end of year</b>		<u><b>\$ 1,583,450</b></u>	<u>\$ 201,370</u>

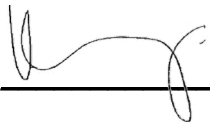
## British Columbia Housing Management Commission

### Schedule of Long-term Debt

	<b>2024</b>		2023
	<b>(\$000's)</b>		(\$000's)
Canada Mortgage and Housing Corporation (CMHC) Debenture mortgages repayable at the end of each year, maturing between the years 2025 and 2029, with a weighted average rate of 8.11% (2023: 8.00%) and secured by unregistered first mortgages on properties of the Corporation.	<b>\$ 11,371</b>	\$	16,552
Chartered banks and CMHC Mortgages repayable monthly over terms of up to 35 years, with an average rate of 3.19% (2023: 2.59%), secured by registered first mortgages on properties of the Corporation.	<b>153,007</b>		161,246
Public-Private Partnership Obligations SRO Renewal Initiative, 18-year contract until January 2031 with Habitat Housing Initiative, monthly payments including interest at 6.73% per annum, payable in accordance with the project agreement terms commencing July 2014 to a maximum of \$788,377.	<b>50,516</b>		56,193
	<b>\$ 214,894</b>	\$	233,991

**British Columbia Housing Management Commission**  
**Schedule of Guarantee and Indemnity Agreements\***

The British Columbia Housing Management Commission has not given any indemnities or guarantees which require prior government approval under the Guarantees and Indemnities Regulation.



---

Vincent Tong  
Chief Executive Officer  
May 24, 2024

*\* Prepared under the Financial Information Regulation, Schedule 1, section 5*



**British Columbia Housing Management Commission**  
**Schedule of Employee Remuneration and Expenses**  
**For the Year Ended March 31, 2024**

<b>Member of the Board of Commissioners</b>			
<b>Name</b>	<b>Position</b>	<b>Remuneration</b>	<b>Expenses</b>
Allan Seckel	Chair	\$ 51,176	\$ 4,531
Russ Jones	Commissioner and Chair of the Audit and Risk Management Committee	28,463	4,767
Sheila Taylor	Commissioner and Chair of the Governance and Human Resources Committee	22,713	1,993
Clifford White	Commissioner and Chair of the Capital Review Committee	23,000	-
Mark Sieben	Commissioner and Chair of the Community Relations Committee	16,244	3,227
Jill Kot	Vice Chair and Chair of the Business Transformation Committee	39,100	9,535
Robert Brown	Commissioner	11,817	-
Nicole Halbauer	Commissioner	11,242	-
Jackee Kasandy	Commissioner	11,242	-
Uytay Lee	Commissioner	11,530	-
<b>Total</b>		<b>\$ 226,526</b>	<b>\$ 24,053</b>

**Employees with remuneration over \$75,000**

<b>Name</b>	<b>Remuneration</b>	<b>Expenses</b>
Aberdeen, I	\$ 75,902	\$ 1,110
Afrin, S	\$ 107,884	\$ 21
Akopova, K	\$ 80,157	\$ -
Aladi, D	\$ 89,581	\$ 873
Alavian, P	\$ 86,625	\$ 5
Allen, S	\$ 93,912	\$ -
Ambros, C	\$ 77,579	\$ 4
Angeles, M	\$ 99,348	\$ 1,124
Antifeau, L	\$ 77,041	\$ 3,745
Antosko, L	\$ 80,817	\$ 1,775
Aoki, R	\$ 107,553	\$ 3,109
Assiniboine, C	\$ 83,209	\$ 4,570
Astle, A	\$ 75,152	\$ 421
Austin, M	\$ 189,948	\$ 984
Ayala-Davidson, A	\$ 88,697	\$ 4
Azadeh, A	\$ 86,183	\$ 610
Azimi, S	\$ 77,622	\$ -
Bai, R	\$ 86,488	\$ -
Baillie, K	\$ 116,055	\$ 14,765
Baines, K	\$ 78,231	\$ 1,023
Baker, T	\$ 167,965	\$ 22,128
Ball, A	\$ 77,698	\$ 248
Bard, B	\$ 80,385	\$ 10,793
Barnaby, D	\$ 80,186	\$ -
Baskharon, G	\$ 83,640	\$ 1,088
Bean, J	\$ 79,593	\$ -
Beerens, C	\$ 113,712	\$ 1,538
Begent-Connors, K	\$ 174,044	\$ 829
Bertrand, J	\$ 100,370	\$ 7,200
Bevan, T	\$ 103,101	\$ 4,617
Bhanot, S	\$ 83,790	\$ 1,453
Bhulji, H	\$ 88,002	\$ 722
Birmingham, M	\$ 111,833	\$ 3
Blackwell, J	\$ 97,580	\$ -
Boben, E	\$ 88,884	\$ 977
Bodaghabadi, M	\$ 82,210	\$ 1,085
Borja, V	\$ 76,395	\$ -
Boros, C	\$ 78,831	\$ 346
Boskovic, M	\$ 80,594	\$ -
Bote, R	\$ 79,640	\$ -
Bowser, F	\$ 80,192	\$ 8,082
Brander, T	\$ 105,679	\$ 52
Breakspear, J	\$ 208,188	\$ 24,947
Bridgman, J	\$ 93,201	\$ 363
Brodie, M	\$ 100,088	\$ 6,143
Brown, D	\$ 79,501	\$ 369
Brunemeyer, N	\$ 182,624	\$ 4,140
Buchanan, C	\$ 113,515	\$ 5,504
Buday, I	\$ 94,779	\$ -
Bulmez, D	\$ 107,547	\$ 18

### Employees with remuneration over \$75,000 (continued)

Name	Remuneration	Expenses
Cai, J M	\$ 79,696	\$ -
Cairns, A	\$ 95,408	\$ -
Callaghan, A	\$ 79,732	\$ -
Camirand, M	\$ 102,388	\$ 3,256
Campbell, D	\$ 89,573	\$ 22,793
Campbell, S	\$ 80,445	\$ 9,633
Cao, Y H	\$ 110,955	\$ -
Celligoi R G	\$ 79,207	\$ 498
Chamberlin, T	\$ 78,755	\$ -
Chan, K	\$ 97,000	\$ 1,178
Chan, K	\$ 93,642	\$ -
Chan, S	\$ 101,400	\$ 546
Chang, C	\$ 76,679	\$ -
Changfoot, C	\$ 116,261	\$ 1,165
Charkhchi, B	\$ 78,994	\$ -
Charlton, D	\$ 84,838	\$ 2,164
Cheng, J L	\$ 81,212	\$ -
Cheng, L	\$ 89,914	\$ -
Cheng, L	\$ 144,564	\$ -
Cheung, A	\$ 78,776	\$ 1,108
Chiew, R	\$ 142,259	\$ 259
Chiu, W	\$ 98,472	\$ 3,921
Cho, Y F	\$ 86,693	\$ 333
Choudhary, A	\$ 93,580	\$ -
Chow, A	\$ 89,120	\$ -
Chow, D	\$ 79,811	\$ 10
Chow, E	\$ 75,112	\$ -
Chow, J	\$ 127,529	\$ 47
Chow, N	\$ 78,736	\$ -
Chow, R	\$ 92,391	\$ 3,436
Chterbik, I	\$ 81,306	\$ 16
Clarke, R	\$ 112,019	\$ 142
Claudio, M	\$ 91,393	\$ -
Clements, J	\$ 113,841	\$ 1,255
Coelho, A L	\$ 75,241	\$ 1,689
Comeau, J	\$ 79,478	\$ 1,111
Cornell, J	\$ 120,434	\$ 736
Correia, C	\$ 97,549	\$ 3,286
Crasto, S	\$ 116,597	\$ 183
Crean, P	\$ 88,196	\$ 441
Cullen, P	\$ 94,089	\$ 599
Curtin, J	\$ 82,948	\$ 1,468
Dao, T T	\$ 104,840	\$ 154
Davis, T	\$ 82,963	\$ 364
De Wynter, S	\$ 147,877	\$ 1,234
Dehnadi, B	\$ 85,588	\$ 4,620
Des Roches, M K	\$ 164,253	\$ 9,181
Dhaliwal, D	\$ 90,574	\$ -
Dhillon, M	\$ 91,378	\$ -
Ding, Q	\$ 85,106	\$ -

### Employees with remuneration over \$75,000 (continued)

Name	Remuneration	Expenses
Dinh, T	\$ 76,727	\$ -
Djasic, S	\$ 80,112	\$ 699
Double, D	\$ 137,315	\$ 4,086
Driscoll, D	\$ 92,226	\$ 3,672
Drobot, N	\$ 143,306	\$ 6,479
Dueck, J	\$ 82,999	\$ 1,956
Dunnet, A	\$ 164,382	\$ 18,558
Edirisinghe, T	\$ 105,381	\$ -
Eng, B	\$ 86,050	\$ 271
Evans, K	\$ 75,894	\$ 90
Fadl, S	\$ 86,757	\$ 380
Fei, H W	\$ 85,631	\$ 2,454
Ferrer, A	\$ 103,326	\$ 1,298
Field, A	\$ 84,988	\$ 3,307
Forsyth, J	\$ 183,717	\$ 58
Foster, K	\$ 87,039	\$ 6,646
Fourie, E	\$ 86,093	\$ 5,057
Freed, S	\$ 108,324	\$ -
Frias, A	\$ 77,948	\$ 10,320
Garcia, A C	\$ 122,941	\$ 1,419
Gelinas, J	\$ 77,197	\$ -
Gerges, M	\$ 157,176	\$ 3,025
Gerry, R	\$ 86,753	\$ 588
Ghadirian Marnani, M	\$ 76,825	\$ 440
Gibson, A	\$ 88,184	\$ -
Giesbrecht, J	\$ 80,403	\$ 2,004
Glazebrook, T	\$ 101,520	\$ 86
Glenn, J K	\$ 78,124	\$ 2,102
Goldvine, S	\$ 203,654	\$ 13,477
Gordon, D	\$ 107,649	\$ -
Gosling, M	\$ 85,967	\$ 189
Grant, M	\$ 84,470	\$ -
Green, C	\$ 77,210	\$ 703
Greenius, L	\$ 97,332	\$ 3,840
Gulka, R	\$ 101,105	\$ -
Hall, C	\$ 78,091	\$ 94
Han, C W	\$ 79,394	\$ 8,058
Harbord, D	\$ 95,330	\$ 3,600
Harder, V	\$ 91,159	\$ 38,941
Hare, V	\$ 112,100	\$ 6,755
Harris, C	\$ 131,582	\$ 3,084
Harron, E	\$ 150,730	\$ 10,967
Hartman, H	\$ 183,436	\$ 40,602
Hay, S	\$ 85,045	\$ 915
Hayden, C	\$ 134,191	\$ 2,562
Hayes, M	\$ 156,654	\$ 2,099
Hebrahim, A	\$ 110,764	\$ 1,035
Helmy, J	\$ 130,000	\$ 9,442
Hendricks, E	\$ 139,325	\$ 4
Henley, C	\$ 124,066	\$ 2,202

**Employees with remuneration over \$75,000 (continued)**

<b>Name</b>	<b>Remuneration</b>	<b>Expenses</b>
Hernandez, J A	\$ 85,709	\$ 7,934
Hill, R	\$ 131,521	\$ 17,433
Himer, D	\$ 96,181	\$ 3,279
Hirani, K	\$ 96,720	\$ 741
Ho, J	\$ 76,479	\$ 2,728
Ho, R	\$ 88,185	\$ 2,183
Ho, W	\$ 106,099	\$ -
Hogg, S	\$ 85,125	\$ 6,144
Hong, N E	\$ 85,889	\$ -
Hu, C	\$ 90,086	\$ 234
Huang, C	\$ 77,654	\$ -
Huang, R	\$ 98,634	\$ 2,830
Huang, S	\$ 78,371	\$ 475
Huey, C	\$ 97,537	\$ 1,155
Hui, Y	\$ 85,818	\$ -
Hunter, C	\$ 80,056	\$ 1,004
Huynh, J	\$ 91,007	\$ -
Huynh, P B	\$ 113,929	\$ 1,239
Ibrahim, I	\$ 127,856	\$ 8,256
Indra, I	\$ 81,332	\$ -
Inglis, M	\$ 78,924	\$ 1,035
Ionescu, D	\$ 122,644	\$ -
Jay, S	\$ 77,893	\$ 606
Jellicoe, S	\$ 97,186	\$ 1,983
Ji, X L	\$ 75,462	\$ 1,336
Ji, Y S	\$ 92,390	\$ 823
Johal, I	\$ 77,759	\$ -
Johal, M K	\$ 86,605	\$ -
Johansson, K	\$ 83,976	\$ -
Jones, S	\$ 97,475	\$ 1,154
Joseph, L	\$ 101,545	\$ 5,720
Joyce, L	\$ 82,942	\$ 5,396
Jung, L	\$ 85,793	\$ -
Kaplan, C	\$ 83,800	\$ 1,579
Kemble, S	\$ 91,915	\$ 568
Kennedy, M	\$ 105,546	\$ 23
Keu, Y K	\$ 92,780	\$ -
Khayrat, M	\$ 108,574	\$ -
Khera, K	\$ 86,580	\$ -
Khuu, B	\$ 76,037	\$ 311
Kiani Amin, R	\$ 92,139	\$ 823
Kim, A	\$ 92,594	\$ 186
Kim, C	\$ 86,770	\$ 4,219
Kim, E	\$ 88,856	\$ 378
Klein, M	\$ 213,263	\$ 11,440
Klishina, O	\$ 87,380	\$ 2,935
Koo, S Y	\$ 88,129	\$ 1,035
Kwan, P	\$ 75,063	\$ -
Kwo, S W	\$ 125,562	\$ -
Kwok, W S	\$ 96,183	\$ -

**Employees with remuneration over \$75,000 (continued)**

<b>Name</b>	<b>Remuneration</b>	<b>Expenses</b>
Kwong, R	\$ 190,629	\$ -
Lachocki, M	\$ 105,500	\$ -
Lam, M	\$ 94,710	\$ -
Lam, S	\$ 84,259	\$ -
Lamba, S	\$ 94,818	\$ -
Landon, D	\$ 88,528	\$ -
Larsen, A	\$ 88,019	\$ 2,136
Lau, S	\$ 100,220	\$ -
Law, C	\$ 89,451	\$ 1,430
Le, N T T	\$ 81,534	\$ -
Lee, H	\$ 87,124	\$ 794
Lee, J	\$ 86,334	\$ -
Lee, J	\$ 86,193	\$ 250
Lee, J	\$ 75,270	\$ -
Lee, M	\$ 104,022	\$ 853
Lee, M	\$ 124,027	\$ -
Lee, M	\$ 85,275	\$ 858
Lee, P	\$ 78,610	\$ 1,988
Lee, S	\$ 198,106	\$ 1,407
Leung, K H	\$ 93,960	\$ -
Leung, M	\$ 100,580	\$ -
Leung, V	\$ 79,474	\$ -
Leung, W	\$ 116,462	\$ 1,174
Li, C	\$ 89,359	\$ 271
Li, E	\$ 102,254	\$ 620
Li, H	\$ 85,382	\$ -
Li, T H	\$ 78,609	\$ 184
Liang, J	\$ 79,785	\$ 823
Liang, Y	\$ 174,090	\$ 210
Liew, R	\$ 98,736	\$ 2,189
Lim, S	\$ 88,061	\$ -
Lin, Y C	\$ 81,236	\$ 7,674
Ling, X	\$ 89,705	\$ 1,499
Litt, N	\$ 153,812	\$ 5,164
Liu, S	\$ 85,886	\$ -
Liu, Y F	\$ 87,183	\$ 1,124
Lo, C	\$ 93,490	\$ 1,430
Lochan, L	\$ 79,148	\$ 1,024
Lopez Hernandez, A	\$ 100,107	\$ 7,934
Louie, C	\$ 78,580	\$ 1,331
Louie, K	\$ 139,827	\$ 7
Low, H H B	\$ 83,256	\$ 52
Lu, Y P	\$ 78,444	\$ -
Luc, M	\$ 84,839	\$ 2,108
Lui, M S	\$ 84,192	\$ -
Luk, T K	\$ 87,444	\$ -
Lunniss, T	\$ 86,412	\$ 1,877
Lush, N	\$ 93,845	\$ 255
Luzon, J	\$ 83,688	\$ 10,473
Ly, Q	\$ 83,894	\$ 268

**Employees with remuneration over \$75,000 (continued)**

<b>Name</b>	<b>Remuneration</b>	<b>Expenses</b>
Ma, H	\$ 93,713	\$ -
MacKinnon, W	\$ 120,398	\$ 1,308
Mackenzie-MacPherson, C	\$ 88,229	\$ -
Malek, S	\$ 90,114	\$ -
Mao, L	\$ 80,136	\$ -
Marwah, S	\$ 78,755	\$ -
Mathews, L	\$ 126,061	\$ 155
Maxwell, M	\$ 78,518	\$ 654
McAllister, J	\$ 135,236	\$ 286
McAuley, R	\$ 106,531	\$ -
McElroy, J	\$ 83,300	\$ 2,278
McEown, J B	\$ 192,327	\$ 7,127
McGrath, A	\$ 89,592	\$ 6,263
McLachlan, D	\$ 103,451	\$ 5,312
McLeod, L	\$ 85,779	\$ 1,237
McMann, D	\$ 239,292	\$ 2,532
Mejia, A	\$ 76,780	\$ -
Melanson, T	\$ 81,707	\$ 373
Meneses, E	\$ 112,281	\$ -
Mercado Hernandez, G	\$ 78,658	\$ -
Miller, J	\$ 76,064	\$ -
Milsom, E	\$ 100,470	\$ 1,254
Molyneux, N	\$ 131,556	\$ 1,038
Moody, J	\$ 99,384	\$ 10,114
Moran, C	\$ 77,362	\$ -
Moran, S	\$ 100,351	\$ 777
Morris, R	\$ 93,396	\$ 3
Mowat, A	\$ 96,032	\$ -
Murphy, P	\$ 149,395	\$ -
Murray, M	\$ 77,441	\$ 6,387
Navarro, J	\$ 123,468	\$ 11,774
Navarro Barocio, F	\$ 94,429	\$ 65
Nesbitt, D	\$ 119,373	\$ -
Ng, K Y	\$ 75,767	\$ -
O'Brien, S	\$ 92,094	\$ -
O'Connor, N	\$ 79,921	\$ 2,592
Ogbonna, C	\$ 78,890	\$ 273
Okines, C	\$ 78,070	\$ 211
Oler, S	\$ 75,936	\$ 4,174
Olu-Babalola, R	\$ 96,915	\$ -
Owen, D	\$ 139,265	\$ 1,028
Oyeniya, O	\$ 100,645	\$ -
Pacuchova, A	\$ 80,968	\$ -
Panda, S	\$ 82,292	\$ -
Parhar, J	\$ 110,150	\$ 139
Parnham, A	\$ 96,911	\$ 7,276
Pascual, M	\$ 79,890	\$ -
Patel, J	\$ 141,133	\$ 10,762
Patterson, D	\$ 138,398	\$ 647
Pavan, S	\$ 111,333	\$ 4,560

### Employees with remuneration over \$75,000 (continued)

Name	Remuneration	Expenses
Pederson, K	\$ 86,337	\$ 782
Pereira, D	\$ 95,112	\$ 520
Perez, J	\$ 90,594	\$ 2,173
Peters, S	\$ 157,346	\$ 2,574
Petraru, G	\$ 85,762	\$ 927
Philip, O	\$ 121,843	\$ 1,883
Pierrot, S	\$ 126,056	\$ -
Pierrot, T	\$ 130,564	\$ 14,073
Pistrin, M	\$ 243,305	\$ 6,135
Pizzotti, P	\$ 85,250	\$ 140
Pollock, Y	\$ 109,676	\$ -
Pong, B	\$ 80,090	\$ -
Prasad, R	\$ 75,107	\$ 710
Quan, K	\$ 86,185	\$ -
Rabang, K	\$ 101,102	\$ -
Ranalletta, L	\$ 76,110	\$ -
Randall, R	\$ 124,886	\$ 3,654
Raniga, J	\$ 106,364	\$ 919
Rattenbury, B	\$ 102,195	\$ -
Reid, B	\$ 116,064	\$ 208
Reiher, B	\$ 79,120	\$ -
Reyes, D	\$ 87,348	\$ 1,937
Reynolds, R	\$ 90,926	\$ -
Rodinger, H	\$ 101,217	\$ 1,622
Rodrigo, M	\$ 111,746	\$ 1,970
Roepcke, C	\$ 112,385	\$ 4,749
Romagnoli, A	\$ 78,635	\$ 2,311
Romei, G L	\$ 100,525	\$ 722
Rorison, S	\$ 124,925	\$ 1,253
Rosema, C	\$ 79,036	\$ -
Rothwell, R	\$ 80,976	\$ -
Rowland, L	\$ 82,602	\$ 506
Rudczyk, V	\$ 86,712	\$ 1,584
Rudolf, D	\$ 78,025	\$ 11,868
Russell, D	\$ 89,863	\$ 37
Rutherford, S	\$ 79,037	\$ 277
Sadler, M	\$ 193,175	\$ -
Sahota, A	\$ 151,918	\$ 3,114
Saito, A	\$ 78,791	\$ 1,559
Sallai, L	\$ 85,493	\$ 4,379
Sandhu, H	\$ 87,912	\$ 13
Schell, D	\$ 92,548	\$ 2,126
Schillaci-Ventura, V	\$ 92,061	\$ 6,615
Schisler, R	\$ 79,994	\$ 2,744
Schmidt, T	\$ 111,757	\$ 9,125
Schmuck, W	\$ 86,851	\$ 2,745
Scott, D	\$ 91,630	\$ 1,695
Scott, J	\$ 117,970	\$ 906
See, G	\$ 79,864	\$ -
Sekhon, K	\$ 81,566	\$ 836



**Employees with remuneration over \$75,000 (continued)**

<b>Name</b>	<b>Remuneration</b>	<b>Expenses</b>
Senguttuvan, S	\$ 92,650	\$ -
Serge, M	\$ 84,624	\$ -
Sham, Y M	\$ 97,118	\$ 725
Sharp, N	\$ 103,142	\$ 6,131
Sheach, D	\$ 89,743	\$ 1,246
Sherwood, D	\$ 107,399	\$ 1,035
Shewfelt, T	\$ 78,961	\$ 665
Shu, H	\$ 124,176	\$ 63
Shunny, M	\$ 105,997	\$ 233
Sidhu, R	\$ 98,637	\$ 1,035
Siew, P C	\$ 166,281	\$ -
Siew, V	\$ 144,533	\$ -
Simhalapathi, K C	\$ 106,299	\$ 154
Sinclair, S	\$ 87,649	\$ -
Singbeil, F	\$ 135,987	\$ 388
Sirbu, A	\$ 78,657	\$ 3,500
Skoglund, C	\$ 78,271	\$ 2,794
Smandych, E	\$ 144,055	\$ -
Smith, C	\$ 107,992	\$ -
Smith, R	\$ 80,030	\$ 501
Smith, S	\$ 150,330	\$ 14,117
Smith, T	\$ 97,856	\$ 20
Smyth, A	\$ 76,268	\$ 147
Smyth, M	\$ 112,166	\$ 633
Sohn, D	\$ 93,289	\$ -
Solamillo, A	\$ 84,043	\$ -
Solomon, K	\$ 89,472	\$ 626
Soltani, S	\$ 103,849	\$ 334
Song, M	\$ 84,665	\$ -
Soriano, O	\$ 101,135	\$ 9,133
Spassova, T	\$ 85,073	\$ 261
Srinivasan, K	\$ 93,838	\$ -
Stapleton, D	\$ 91,281	\$ 1,404
Start, V	\$ 79,314	\$ 1,137
Steele, J	\$ 79,954	\$ 3,382
Stenning, S	\$ 85,614	\$ 537
Stewart, B S	\$ 128,276	\$ 2,088
Stolpner, D	\$ 87,555	\$ -
Strome, R	\$ 159,397	\$ -
Stuart, B	\$ 106,049	\$ -
Su, M	\$ 104,795	\$ -
Sue, T	\$ 84,451	\$ -
Sunderji, F	\$ 91,880	\$ -
Sutherland, C	\$ 87,435	\$ 11
Talbott, E	\$ 89,472	\$ 645
Tan, A	\$ 124,244	\$ -
Tanche, R	\$ 80,253	\$ -
Tang, P Y	\$ 105,384	\$ 5,754
Teixeira da Silva, M	\$ 117,967	\$ 1,963
Tejani, A	\$ 102,534	\$ 211

### Employees with remuneration over \$75,000 (continued)

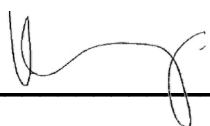
Name	Remuneration	Expenses
Terris, A	\$ 90,738	\$ 68
Thakkar, H	\$ 78,077	\$ -
Thodupunuri, R	\$ 94,575	\$ -
Thompson, A	\$ 79,838	\$ 7,132
Thompson, P	\$ 123,503	\$ -
Tick, F	\$ 105,992	\$ 1,004
Tien, T	\$ 80,535	\$ -
Tippe, K	\$ 93,229	\$ 39
Tohill, M	\$ 151,280	\$ 4,280
Tom, W C H	\$ 78,999	\$ 137
Tong, V	\$ 352,650	\$ 37,173
Tortorella, R	\$ 98,988	\$ 264
Tran, N	\$ 80,763	\$ 1,156
Tran, Q	\$ 85,656	\$ -
Tran, W F H	\$ 94,204	\$ -
Travale, R	\$ 96,014	\$ 8,143
Tremblay, M J	\$ 95,655	\$ 18,151
Treverton, B	\$ 79,077	\$ 3
Treverton, P	\$ 85,954	\$ -
Trinh, G	\$ 76,397	\$ 853
Tsui, H	\$ 78,634	\$ 883
Tucker, L	\$ 79,966	\$ 489
Tung, A	\$ 121,267	\$ -
Tung, J	\$ 109,400	\$ 3,251
Turner, R	\$ 96,000	\$ -
Tursunova, E	\$ 93,830	\$ -
Urbanczyk, L	\$ 78,952	\$ -
Vadisirisack, D	\$ 86,992	\$ 3,008
Valenciano, J	\$ 89,792	\$ 309
Van Den Camp, D	\$ 110,845	\$ 12
Van Helvoirt, J	\$ 189,295	\$ 15,483
Van Vliet, J	\$ 91,250	\$ 2,505
Vincent, D	\$ 85,780	\$ 2,670
Volyansky, M	\$ 87,690	\$ -
Vranjes, I	\$ 79,622	\$ 1,230
Waller, J	\$ 86,555	\$ -
Wang, G L	\$ 106,173	\$ -
Wang, X	\$ 78,755	\$ -
Wark, B	\$ 87,528	\$ 1,178
Warren, J	\$ 94,277	\$ -
Watt, T	\$ 147,176	\$ 1,341
Watts, J	\$ 92,823	\$ 1,111
Wetmore, C J	\$ 91,117	\$ 1,511
White, P	\$ 109,536	\$ -
Wiercinski, J	\$ 111,759	\$ 18
Williams, K	\$ 80,137	\$ 300
Willmott, R	\$ 121,400	\$ 21,442
Winter, D	\$ 96,005	\$ 6,224
Wong, A	\$ 166,004	\$ 5,855
Wong, C	\$ 78,875	\$ -

**Employees with remuneration over \$75,000 (continued)**

<b>Name</b>	<b>Remuneration</b>	<b>Expenses</b>
Wong, C	\$ 82,478	\$ -
Wong, H M	\$ 88,009	\$ 447
Wong, J	\$ 124,071	\$ -
Wong, L	\$ 118,839	\$ -
Wong, M	\$ 78,580	\$ -
Wong, R S	\$ 90,220	\$ -
Wong, V	\$ 106,083	\$ 1,812
Wong, W	\$ 79,034	\$ 3
Wong Cok, J	\$ 92,497	\$ 2,131
Wood, D	\$ 91,901	\$ 110
Woolliams, J	\$ 93,244	\$ 857
Worsfold, M	\$ 75,133	\$ 5,863
Wright, M	\$ 81,558	\$ 733
Wu, J	\$ 80,130	\$ 1,124
Wu, K	\$ 124,181	\$ -
Wu, P H	\$ 80,252	\$ 244
Wurdemann, J	\$ 131,136	\$ 1,569
Xiao, S	\$ 77,891	\$ -
Yalung, R	\$ 135,802	\$ 1,223
Yen, C Y	\$ 87,658	\$ 1,167
Yeung, M	\$ 78,034	\$ 2,050
Yik, K C	\$ 87,696	\$ -
Yin, Q	\$ 77,999	\$ 1,543
Yin, D	\$ 198,726	\$ 1,691
Yip, C W	\$ 77,212	\$ -
Young, E	\$ 94,972	\$ -
Yu, P	\$ 85,472	\$ -
Yu, S	\$ 79,730	\$ -
Yuen, S	\$ 99,833	\$ 2,025
Yuyitung, I	\$ 100,913	\$ -
Zabala, G	\$ 123,750	\$ 223
Zacharias, W	\$ 88,089	\$ 7,855
Zemariam, A	\$ 91,948	\$ 946
Zhang, R	\$ 142,200	\$ 1,035
Zhang, W	\$ 81,769	\$ -
Zhu, J	\$ 85,355	\$ 3,783
Zhu, Y	\$ 94,055	\$ -
Ziebarth, K	\$ 114,479	\$ 2,221
Zirdum, A	\$ 117,550	\$ -
de Vos, E	\$ 177,843	\$ 14,684
<b>TOTAL&gt;\$75,000</b>	<b>49,236,108</b>	<b>1,045,191</b>

**Employees with remuneration over \$75,000 (continued)**

	<b>Remuneration</b>
<b>TOTAL &gt; \$75,000</b>	<b>49,236,108</b>
Other employees with remuneration less than \$75,000	<u>38,262,723</u>
<b>TOTAL, all employees Remuneration</b>	<b>87,498,831</b>
Other salary costs*	<u>22,384,500</u>
<b>Total salaries and labour per Statement of Operations</b>	<b><u>109,883,330</u></b>



Vincent Tong  
Chief Executive Officer  
May 24, 2024

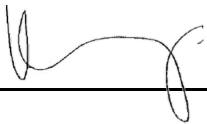
\* Prepared under the Financial Information Regulation, Schedule 1, Subsection 6(7)

**British Columbia Housing Management Commission**  
**Schedule of Severance Agreements\***

There were six severance agreements made between the British Columbia Housing Management Commission and its non-unionized employees during fiscal year 2023/2024.

The agreements range from six months to fifteen months of compensation. \*\*

\*\* "Compensation" means salary and benefits. Benefits include the employer's share of health and welfare benefits and superannuation premiums.



---

Vincent Tong  
Chief Executive Officer  
May 24, 2024

\* *Prepared under the Financial Information Regulation, Schedule 1, Subsection 6(7)*

**British Columbia Housing Management Commission**  
**Schedule of Payments to Suppliers of Goods and Services**  
**For the Year Ended March 31, 2024**

<b>Supplier</b>	<b>Amount</b>
0704121 BC LTD - GANDY HVAC	\$ 55,954
0993475 BC LTD DBA SURESTAY PLUS HOTEL	\$ 3,210,859
0997493 BC LTD/OA SUPER 8 WEST KELOWNA	\$ 1,611,170
10129 FIFTH STREET HOLDINGS LTD.	\$ 227,946
1141030 BC LTD DBA TRAVELODGE LANGLEY	\$ 303,345
1172865 BC LTD	\$ 138,277
1186729 BC LTD DBA OXFORD HOTELS LTD	\$ 3,370,808
1188272 BC LTD DBA HAMILTON HOTEL	\$ 1,083,600
1190239 B.C. LTD	\$ 63,000
1205540 BC LTD. DBA KNIGHTS INN	\$ 640,125
1230624 B.C. LTD.	\$ 439,740
1259269 BC LTD FREEPORT CONSTRUCTION	\$ 1,030,775
1260895 BC LTD FREEPORT INDUSTRIES LTD	\$ 51,975
1265727 BC LTD	\$ 89,303
1265771 BC LTD	\$ 169,963
1299878 BC LTD FREEPORT INDUSTRIES LTD	\$ 2,568,145
1ST TRAUMA SCENE CLEAN UP LTD	\$ 59,370
23 CORDOVA HOLDINGS INC	\$ 2,423,459
369 TERMINAL HOLDINGS LTD	\$ 626,252
51561 BC Ltd.	\$ 403,577
612333 BC LTD	\$ 215,044
636608 BC LTD	\$ 480,000
A CUT ABOVE LAWN CARE (1227693 BC LTD)	\$ 25,192
A LOVING SPOONFUL	\$ 25,938
A V R HOLDINGS LTD.	\$ 640,395
A.W. FIREGUARD SUPPLIES LTD	\$ 878,209
ABC EXPRESS SERVICE LTD	\$ 92,936
ABELL PEST CONTROL INC	\$ 101,353
AC EAGLE ENGINEERING SERVICES LTD	\$ 47,515
ACCESS ENGINEERING CONSULTANTS LTD	\$ 44,288
ACKLANDS-GRAINGER INC	\$ 152,317
ACRES ENTERPRISES LTD	\$ 410,983
ACTES ENVIRONMENTAL LTD	\$ 484,568
ACTION ELECTRIC LTD	\$ 403,675
ACTION GLASS INC	\$ 49,374
ACTION PLUMBING AND HEATING LTD	\$ 35,807
ACTIVE EARTH ENGINEERING LTD	\$ 63,573
ACTIVE WINDOW FILMS LTD	\$ 52,859
ADMIRAL ROOFING LTD	\$ 124,000
AFC INDUSTRIES LTD	\$ 5,336,028
AFFINE CLIMATE SOLUTIONS	\$ 55,650
AFFINITY STAFFING	\$ 470,280
AINSWORTH INC.	\$ 68,808
ALEXANDER, GRAHAM	\$ 326,860

## Schedule of Payments to Suppliers of Goods and Services (continued)

Supplier	Amount
ALL PRO PLUMBING & HEATING INC	\$ 374,502
ALL SEASONS DEVELOPMENT LTD	\$ 2,317,358
ALL SPACES DESIGN & MANAGEMENT LTD	\$ 569,155
ALLPOINTS FIRE PROTECTION LTD	\$ 141,245
ALL-STAR CONCRETE LTD	\$ 29,367
ALL-WEST GLASS PRINCE GEORGE LTD	\$ 32,041
ALPHA & OMEGA PAINTING	\$ 348,881
ALPINE BUILDING MAINTENANCE INC	\$ 142,784
ALTUS GROUP	\$ 117,007
AMERESCO	\$ 690,698
AMPAC ELECTRIC LTD	\$ 257,563
AMRE SUPPLY CANADA INC	\$ 281,399
ANDERSON, BOYD DBA ROCKABOO CONTRACTING	\$ 66,084
ANNEX CONSULTING GROUP INC	\$ 257,750
APEX BUILDING SCIENCES INC.	\$ 99,917
APEX EHS SERVICES INC	\$ 40,583
APPLEONE SERVICES LTD	\$ 1,355,333
ARCHIE JOHNSTONE PLUMBING & HEATING LTD	\$ 32,734
ARCHWAY CONSTRUCTION LTD	\$ 5,431,052
ARJO CANADA INC	\$ 143,691
ARMACOM CONSTRUCTION LTD	\$ 28,746
ARMOUR SECURITY AND PROTECTION SERVICES	\$ 570,578
ARPA INVESTMENTS	\$ 1,708,597
ARTEL IRONWORKS LTD	\$ 38,679
ASSOCIATED VICTORIA PEST CONTROL LTD	\$ 34,703
ATC CONTRACTING & LANDSCAPING LTD	\$ 72,765
ATCO STRUCTURES & LOGISTICS	\$ 156,038
A-TECK APPRAISALS	\$ 40,383
ATLAS PEST AND WILDLIFE CONTROL LTD	\$ 574,809
ATTAIN SOLUTIONS INC	\$ 350,354
ATTENTION TO DETAIL REMEDIATION LTD	\$ 669,057
AVALON MECHANICAL CONSULTANTS LTD	\$ 62,986
AWQS CONSULTING LTD	\$ 148,851
B&C FOOD DISTRIBUTORS	\$ 68,317
BARTLE & GIBSON CO LTD	\$ 70,100
BATH INVESTMENTS	\$ 180,117
BC HYDRO	\$ 4,997,963
BD HALL CONSTRUCTORS CORP	\$ 110,851
BDO CANADA LLP	\$ 78,029
BEAR COUNTRY INN LTD.	\$ 65,199
BEEBE, MARK	\$ 65,000
BERLIN EATON & ASSOCIATES LTD	\$ 40,005
BERRY ARCHITECTURE & ASSOCIATES LTD	\$ 219,583
BEST PERSONNEL	\$ 76,116
BETTER MEALS	\$ 27,615
BFL CANADA	\$ 85,827
BINGHAM HILL ARCHITECTS	\$ 152,909
BITSIGHT TECHNOLOGIES INC	\$ 50,849

## Schedule of Payments to Suppliers of Goods and Services (continued)

Supplier	Amount
BK WOODS & WATER SUPPLIES LTD	\$ 97,798
BLACK & MCDONALD LIMITED	\$ 37,590
BLACK DIAMOND LODGING INC	\$ 4,886,200
BLACK MOUNTAIN IRRIGATION DISTRICT	\$ 25,313
BLACKBIRD SECURITY INC	\$ 170,027
BLUE HAWK SECURITY & GROUP INC	\$ 212,253
BMG INDUSTRIES INC	\$ 1,639,029
BOLA CONTRACTING	\$ 122,182
BOLLMAN ROOFING & SHEET METAL LTD	\$ 209,452
BONI-MADDISON ARCHITECTS	\$ 371,580
BORDEN LADNER GERVAIS LLP	\$ 237,267
BOUGHTON LAW CORPORATION	\$ 1,100,387
BOYDEN VANCOUVER INC	\$ 54,216
BRAVO RESTORATION SERVICES	\$ 37,391
BRIDGEHOUSE LAW LLP	\$ 439,485
BROADWAY REFRIGERATION & A/C CO LTD	\$ 1,620,920
BROWN & OAKES ARCHAEOLOGY	\$ 187,128
BROWN MECHANICAL SERVICES (1999) LTD	\$ 105,311
BTY CONSULTANCY GROUP INC	\$ 65,834
BUILDING RESILIENT NEIGHBOURHOODS	\$ 69,983
BULLET SECURITY CAMERAS INC	\$ 162,180
BUSH, BOHLMAN & PARTNERS LLP	\$ 26,866
BUSTED KNUCKLE SERVICES LTD	\$ 68,725
BUY SOCIAL CANADA CCC LTD	\$ 75,679
CALEDONIA EQUITY LIMITED PARTNERSHIP	\$ 60,361
CALNAN INDUSTRIAL COATINGS LTD	\$ 32,550
CAMBIE ROOFING CONTRACTORS	\$ 30,182
CANADIAN METROPOLITAN PROPERTIES CORP	\$ 52,716
CANADIAN RECREATION SOLUTIONS INC	\$ 41,961
CANADIAN RESTAURANT SUPPLY LTD	\$ 107,641
CAN-AM BUILDING ENVELOPE LTD	\$ 61,386
CANPRO CONSTRUCTION LTD	\$ 1,568,091
CAPTURE THE MOMENT STUDIOS INC	\$ 28,088
CASMAN PROJECTS (BC) INC	\$ 1,847,273
CDW CANADA INC	\$ 81,737
CELADON CONSTRUCTION SERVICES	\$ 185,091
CELERITY ENGINEERING LIMITED	\$ 64,829
CENTRAL PARK DEVELOPMENTS INC	\$ 4,157,021
CHANDOS CONSTRUCTION LTD	\$ 2,041,962
CHC MECHANICAL	\$ 44,434
CHRISTINE LINTOTT ARCHITECTS LTD	\$ 195,603
CITY AIR DUCT CLEANERS INC	\$ 40,010
CITY FURNITURE & APPLIANCES	\$ 201,552
CITY SPACES CONSULTING LTD	\$ 98,614
CJK INVESTMENTS LTD.	\$ 688,797
CLEAN START HOARDING AND JUNK REMOVAL	\$ 652,369
CLOUDMOYO INC	\$ 399,559
CLVR STUDIO LTD	\$ 29,595



**Schedule of Payments to Suppliers of Goods and Services (continued)**

<b>Supplier</b>	<b>Amount</b>
CNJ SERVICES, CHRISTY NICOLE JOYCE SHUMK	\$ 67,800
COAST MAILING SERVICES	\$ 42,481
COASTAL PACIFIC MECHANICAL	\$ 28,350
COCONUT GROVE INC	\$ 39,041
CODESIGN ARCHITECTURE INC	\$ 247,215
COINAMATIC CANADA INC	\$ 298,823
COLLABWARE SYSTEMS INC	\$ 123,816
COLLIERS MACAULAY NICOLLS (VICTORIA) LTD	\$ 326,552
COLUMBIA ENVIRONMENTAL	\$ 25,079
COLUMBUS CONSTRUCTION & RESTORATION LTD.	\$ 235,754
COLWIN ELECTRICAL GROUP	\$ 35,653
COMPLETE CARPENTRY SERVICES LTD	\$ 149,390
COMSENSE HOLDINGS LTD	\$ 74,693
COPCAN CIVIL LTD	\$ 130,566
CORAL CONTRACTING CORP	\$ 324,255
CORE TWO MANAGEMENT GROUP LTD	\$ 37,070
CORRECTA CONSTRUCTION GROUP LTD	\$ 278,381
COVER ARCHITECTURAL COLLABORATIVE INC	\$ 375,957
CROWSNEST ENGINEERING (12773350 CAN INC)	\$ 42,175
CULLEN DIESEL POWER LTD	\$ 132,245
CUNNINGHAM & RIVARD APPRAISALS	\$ 32,836
CUSTOM AIR CONDITIONING LTD	\$ 83,097
CUSTOM DESIGN CONTRACTING	\$ 125,881
D. BAUER MECHANICAL LTD	\$ 28,709
D. EVANS TECHNICAL SERVICES	\$ 103,852
DAIKIN APPLIED AMERICA'S CANADA	\$ 44,532
DAISY DRAPERIES	\$ 29,821
D'AMBROSIO ARCHITECTURE & URBANISM	\$ 330,831
DAMS FORD LINCOLN SALES LTD	\$ 652,585
DAREDYNAMIC CONSTRUCTION INC	\$ 159,331
DATOFF BROS CONSTRUCTION LTD	\$ 5,993,194
DAVID NAIRNE & ASSOCIATES LTD	\$ 467,319
DAY COMMUNICATIONS (VANCOUVER) INC	\$ 151,927
DEETKEN ENTERPRISES INC	\$ 99,339
DELOITTE LLP	\$ 419,251
DELTA GLASS COMMERCIAL & RESIDENTIAL CO	\$ 40,917
DELTA T CONSULTANTS LTD	\$ 33,500
DESIGNGEIST VISUAL COMMUNICATIONS LTD	\$ 43,456
DEXTERRA GROUP INC	\$ 152,403
DHK ARCHITECTS INC.	\$ 121,382
DIAMOND HEAD CONSULTING	\$ 46,430
DLO MOVE SUPPORT SERVICES	\$ 165,796
DM HENDERSON ROOFING LTD.	\$ 796,983
DOWNTOWN BLANSHARD ADVISORY COMMITTEE	\$ 98,141
DR CRANLA WARREN	\$ 29,112
DUAL KLOOT CONSTRUCTION 1053573 BC LTD	\$ 105,897
DUBAS ENGINEERING INC	\$ 258,555
DUNCAN PAVING COMPANY	\$ 56,133

**Schedule of Payments to Suppliers of Goods and Services (continued)**

<b>Supplier</b>		<b>Amount</b>
DYCK'S MOBILE SHRINK WRAP INC	\$	83,944
DYNAMIC FACILITY SERVICES LTD	\$	39,627
DYS ARCHITECTURE	\$	162,640
ECLIPSE AUTO SPA LTD	\$	50,222
ECORA ENGINEERING	\$	53,117
ECOVISION WINDOW FILMS (XANDER DOWN)	\$	49,823
EJS PUBLIC RELATIONS INC	\$	433,700
ELANDER INSPECTIONS LTD	\$	44,313
ELEVATE CONSULTING	\$	29,894
ELEVATE SEARCH GROUP LTD	\$	47,330
EMT MANAGEMENT INC	\$	26,692
EMTERRA ENVIRONMENTAL	\$	29,162
ENGAGE DELANEY INC	\$	89,969
ENTITY MECHANICAL LTD	\$	1,512,242
ENTUITIVE CORPORATION	\$	26,061
ESC AUTOMATION AKA AINSWORTH	\$	44,053
ESIANCE INC	\$	30,000
EVOKE BUILDINGS ENGINEERING INC	\$	265,674
EVOLUTION AV	\$	64,342
EVOLVING WEB INC	\$	109,830
EXP SERVICES INC	\$	168,495
EYCO BUILDING GROUP LTD	\$	52,793
FACTION PROJECTS INC	\$	205,465
FALCON ENGINEERING LTD	\$	69,182
FASKEN MARTINEAU DUMOULIN LLP	\$	394,963
FERNIC GROUP CONTRACTING LTD	\$	62,362
FIGMENT COACHING	\$	49,388
FINA ELECTRICAL SYSTEMS	\$	201,926
FINNING (CANADA)	\$	147,509
FIRE-PRO FIRE PROTECTION	\$	159,765
FIRST CLASS WINDOW CLEANING	\$	55,760
FIRST NATION HOUSING & INFRASTRUCTURE CO	\$	45,839
FIRST RESPONSE DKI	\$	105,887
FIRSTONSITE RESTORATION LTD	\$	54,869
FONTAINE, ROBERT	\$	60,750
FOOTPRINTS SECURITY PATROL INC	\$	67,503
FORTIS BC ENERGY INC	\$	4,322,312
FRESH START YARD CARE	\$	35,064
GARTNER CANADA CO	\$	614,323
GARY'S COMPLETE HOME & YARD	\$	54,721
GAV ENTERPRISES LTD	\$	230,332
GENERAL SECURITY SYSTEMS LTD	\$	36,270
GENUINE COMFORT	\$	34,333
GET GROWING LANDSCAPING LTD	\$	31,862
GFL ENVIRONMENTAL INC	\$	77,808
GHL CONSULTANTS LTD	\$	25,987
GIBBS BUILDING MAINTENANCE LTD	\$	61,559
GISCOME CONTRACTING LIMITED	\$	172,358

**Schedule of Payments to Suppliers of Goods and Services (continued)**

<b>Supplier</b>	<b>Amount</b>
GLASS SMITH & CO	\$ 27,187
GLAVE STRATEGIES	\$ 39,417
GLOBAL ROADWAY MAINTENANCE INC	\$ 769,149
GO FLOORING LTD	\$ 75,895
GOFERBROKE INVESTMENTS INC. BLUE BIN RECYCLING & DISPOSAL	\$ 47,677
GOOD KNIGHT INN	\$ 155,190
GOODBYE GRAFFITI	\$ 27,798
GORDON FOOD SERVICE CANADA LTD	\$ 183,295
GORILLA PROPERTY SERVICES LTD	\$ 59,152
GRANICUS CANADA HOLDINGS ULC	\$ 27,236
GRAYBRIDGE MALKAM	\$ 40,005
GREENS KEEPER, THE	\$ 71,936
GREYBACK CONSTRUCTION LTD	\$ 7,122,705
GREYSPACE MAINTENANCE INC. DBA TS SNOW REMOVAL	\$ 44,018
GRIFFIN INVESTIGATION AND SECURITY SERVICE	\$ 727,802
GRIZZ CONTRACTING	\$ 90,162
GRODZUIK, DAN & MYRA	\$ 125,079
GUNTHER'S BUILDING CENTER LTD	\$ 37,593
HANDICARE	\$ 61,254
HANDY APPLIANCES LTD	\$ 89,791
HANSCOMB	\$ 50,709
HARRY CUMMINGS AND ASSOCIATES INC	\$ 78,572
HAWES HOME & YARD CONTRACTING INC	\$ 150,399
HAYS SPECIALISTS RECRUITMENT (CANADA)	\$ 838,993
HDR ARCHITECTURE ASSOCIATES INC	\$ 254,754
HERITAGE GROUP OF COMPANIES	\$ 1,061,128
HILTON VANCOUVER METROTOWN	\$ 34,861
HOME & HOUSE BUILDER LTD	\$ 1,799,224
HOOTSUITE INC	\$ 72,547
HOTEL NANAIMO HOLDINGS LTD. DBA THE GRAND HOTEL NANAIMO	\$ 139,815
HOULE ELECTRIC LIMITED	\$ 247,467
HOWARD JOHNSON HOTEL	\$ 1,022,176
HOWARD PARKER, PATTI PARTINGTON	\$ 208,335
HUMAN STUDIO ARCHITECTURE AND URBAN DESIGN LTD	\$ 1,227,032
HYDRACLEAN RESTORATION SERVICES LTD	\$ 544,310
ICERTIS INC	\$ 433,650
IDL PROJECTS INC	\$ 9,756,808
IFATHOM CORP	\$ 575,448
IGNITE TECHNICAL RESOURCES LTD	\$ 794,203
IMPACT ENERGY ENGINEERING LTD	\$ 261,705
IMPERIAL PAINTING	\$ 607,152
INDIGENOUS CORPORATE TRAINING INC	\$ 70,928
INHABIT ARCHITECTURE INC	\$ 28,710
INLAND TECHNICAL SERVICES LTD	\$ 64,330
INSIGHT CANADA INC	\$ 78,322
INSIGHT SPECIALTY CONSULTING LTD	\$ 42,000
INSIGHTS LEARNING & DEVELOPMENT (CANADA)	\$ 59,000
INTEGRAL HOSPITALITY INC	\$ 36,805

**Schedule of Payments to Suppliers of Goods and Services (continued)**

<b>Supplier</b>	<b>Amount</b>
INTEGRUS ENGINEERING INC	\$ 34,360
INTERIOR ELITE CONTRACTING LTD	\$ 155,323
INTROBA CANADA LLP	\$ 178,992
IPSOS LP	\$ 241,920
IRON MOUNTAIN	\$ 78,266
ISLAND KEY COMPUTER LTD	\$ 461,900
ISLAND WEST COAST DEVELOPMENTS LTD	\$ 15,885,713
IT/IQ TECH RECRUITERS	\$ 2,509,935
ITEC SYSTEMS DESIGN LTD	\$ 32,813
IVANTI	\$ 66,907
J.J. MAKUCH & SON	\$ 66,389
JACK & JILL LAUNDRY & DRY CLEANING LTD	\$ 27,607
JBD ELECTRIC APPLIANCES	\$ 40,527
JEDOX INC	\$ 1,841,572
JILLDEN PROPERTY MANAGEMENT	\$ 111,760
JJVH EVERGREEN CLIMATE SOLUTION INC	\$ 27,876
JLK PROJECTS LTD	\$ 3,363,833
JONES BAR BQ - 1331979 BC	\$ 520,352
JORDANS RUGS LTD	\$ 1,221,303
JTW CONSULTING INC	\$ 410,128
JULIET ANDERTON CONSULTING	\$ 65,730
K&C'S CONSTRUCTION & RENOVATIONS LTD	\$ 1,140,135
KD ENGINEERING	\$ 71,515
KEBET HOLDINGS LTD.	\$ 160,704
KELLER CONSTRUCTION LTD	\$ 1,452,195
KENNEDY LANDSCAPES	\$ 37,904
KEYSTONE APPRAISALS INC	\$ 26,632
KEYSTONE ENVIRONMENTAL LTD	\$ 31,484
KIRK & CO CONSULTING LTD.	\$ 387,500
KNAPPETT PROJECTS INC	\$ 12,949,843
KOBALT SYSTEMS LTD	\$ 120,464
KONE INC	\$ 91,279
KOOTENAY COLUMBIA HOME MEDICAL EQUIPMENT	\$ 34,847
KOOTENAY LANDSCAPE	\$ 31,715
KPMG LLP	\$ 233,933
KUHN & COMPANY	\$ 151,620
KWELA LEADERSHIP AND TALENT MANAGEMENT	\$ 41,205
L&M ENGINEERING LIMITED	\$ 45,796
L5 CONSULTING SERVICES INC	\$ 148,751
LANDSCAPE EFFECTS GROUP	\$ 129,543
LANGLEY HIGHWAY HOTEL	\$ 114,080
LAPPER ENTERTAINMENT	\$ 175,610
LAWSON LUNDELL LLP	\$ 52,614
LEITH WHEELER INVESTMENT COUNSEL LTD	\$ 70,551
LEMMEN, TED	\$ 51,529
LILLIE FAMILY HEATING & PLUMBING LTD	\$ 1,037,223
LILLOOET CONTRACTING LTD	\$ 45,939
LITTLER, JONATHON	\$ 34,870

## Schedule of Payments to Suppliers of Goods and Services (continued)

Supplier	Amount
LIV CONTRACTING LTD	\$ 133,450
LM SYDNEY HOMES LTD	\$ 151,992
LOCAL PRACTICE ARCHITECTURE + DESIGN LTD	\$ 43,892
LOCK-RITE SECURITY	\$ 247,050
LONGVIEW	\$ 223,442
LONSDALE ENERGY CORPORATION	\$ 139,016
LOTUS DESERT ENTERPRISE LTD. DBA MERRITT DESERT INN	\$ 568,960
LRS PAINTING	\$ 235,320
MACDONALD HAGARTY ARCHITECTS LTD	\$ 46,620
MAC'S HEATING	\$ 110,754
MAINLINE ROOFING CO LTD	\$ 88,957
MARK'S COMMERICAL	\$ 33,300
MARSH CANADA LIMITED	\$ 2,250,439
MARTIN PYKALO ARCHITECT	\$ 169,959
MAX CONSTRUCTION	\$ 103,219
MB GLOBAL COACHING	\$ 25,403
MCCREDIE, DIANE	\$ 51,683
MCCUAIG & ASSOCIATES ENGINEERING LTD	\$ 764,787
MCELHANNEY LTD	\$ 198,135
MCINTYRE, JAMES WALTON	\$ 91,894
MENTAL HEALTH COMMISSION OF CANADA	\$ 125,956
MERCER (CANADA) LIMITED	\$ 118,265
MERRICK ARCHITECTURE	\$ 347,745
METRONIX SERVICES INC	\$ 183,866
MIAMAR HOLDINGS INC DBA BATTALION PLUMBING & GAS	\$ 122,447
MICROSOFT CANADA INC	\$ 2,470,730
MIERAU CONTRACTORS LTD	\$ 812,944
MILESTONE ENVIRONMENTAL CONTRACTING INC	\$ 514,987
MILLER, GALE	\$ 26,899
ML EMPORIO PROPERTIES (LOMA) LTD	\$ 53,608
MODERN NIAGARA VANCOUVER INC	\$ 112,850
MODERN PURAIR INC - REGIONAL OFFICE	\$ 30,483
MODUS PLANNING, DESIGN & ENGAGEMENT INC	\$ 70,890
MONOGRAM COMMUNICATIONS & CONSULTING INC	\$ 64,716
MOORE PROJECTS INC	\$ 83,775
MORRISON HERSHFIELD - BURNABY	\$ 286,252
MOZA HOME CONSTRUCTION INC	\$ 160,282
MP ENTERPRISES INC	\$ 26,179
MUCHALAT PROJECTS LTD	\$ 72,711
MURRAYVILLE PLUMBING & HEATING LTD	\$ 161,907
MVITA INVESTMENTS LTD. DBA VANCOUVER LIONS GATE TRAVELODGE	\$ 1,930,959
NAI COMMERCIAL BC LTD	\$ 118,500
NAM'S HOSPITALITY INC DBA COLONIAL 900 MOTEL	\$ 548,318
NAPP ENTERPRISES LTD	\$ 516,396
NATIONAL RESEARCH COUNCIL OF CANADA	\$ 84,079
NERO GLOBAL	\$ 36,336
NEW CITY CONTRACTING LTD	\$ 2,606,361
NEW COMMONS DEVELOPMENT INC	\$ 87,649

## Schedule of Payments to Suppliers of Goods and Services (continued)

Supplier	Amount
NEXT ENVIRONMENTAL INC	\$ 33,877
NICHOLSON PROPERTIES CORP	\$ 143,668
NICKEL MASONRY & CONSTRUCTION LTD	\$ 81,047
NOMODIC MODULAR STRUCTURES INC	\$ 13,227,443
NORTH MOUNTAIN CONSTRUCTION LTD	\$ 184,488
NORTH POINT CONSTRUCTION LTD	\$ 3,254,729
NORTHERN CAPITAL RADON SERVICES LTD	\$ 361,289
NORTHERN FOOD EQUIPMENT	\$ 113,345
NORTHLAND PROPERTIES CORPORATION	\$ 128,520
NOVACOM BUILDING PARTNERS LTD	\$ 795,028
NOVATION ARCHITECTURE LTD	\$ 157,929
NRB MODULAR SOLUTIONS	\$ 19,608,552
NUCOR ENVIRONMENTAL SOLUTIONS LTD	\$ 195,228
NU-LOOK HOMEWORKS	\$ 49,014
OBIE AND AX INC	\$ 71,156
OKANAGAN MAINTENANCE	\$ 46,568
OLYMPIC INTERNATIONAL SALES LTD	\$ 39,585
OLYMPIC PROJECTS LTD	\$ 998,797
ONTARGET CONSTRUCTION SOLUTIONS LTD	\$ 54,868
OPEN DOOR VENTURES CCC LTD	\$ 116,581
ORACLE CANADA ULC	\$ 2,644,232
O'REILLY, EILEEN AND DUGAN	\$ 100,976
OVERHEAD DOOR COMPANY OF VANCOUVER	\$ 73,862
PACIFIC COAST COMMUNITY RESOURCES INC	\$ 31,140
PACIFIC COLLABORATIVE INC	\$ 28,311
PACIFIC NORTHERN GAS LTD	\$ 83,945
PACIFIC PREFERRED DEVELOPMENTS LTD	\$ 480,214
PACIFIC SWELL DEVELOPMENTS INC	\$ 50,000
PAC-WEST CONTRACTING	\$ 9,213,288
PALADIN SECURITY GROUP	\$ 5,482,166
PALADIN TECHNOLOGIES INC	\$ 76,570
PANGU DESIGN & BUILD INC	\$ 131,025
PARALYNX ENGINEERING	\$ 57,475
PARISSMA HOLDINGS LTD DBA BELAIR INN	\$ 342,107
PARRY'S HAULING & JUNK REMOVAL LTD	\$ 62,688
PATAN HEATING AND AIR LTD	\$ 52,490
PATRICK'S LAWN SERVICES	\$ 38,918
PD DEVELOPMENT CORPORATION	\$ 114,910
PERKINS + WILL	\$ 1,223,356
PETROSIAN CONSULTING GROUP CORP	\$ 109,375
PFM EXECUTIVE SEARCH	\$ 110,821
PINCHIN LTD	\$ 159,554
PINNA SUSTAINABILITY INC.	\$ 81,109
PITNEY WORKS	\$ 212,800
POTTINGER GAHERTY ENVIRONMENTAL	\$ 33,183
POWERTREND ELECTRIC LTD	\$ 26,973
PR POMEROY RESTORATION & CONSTRUCTION	\$ 4,038,901
PRD CONSTRUCTION LTD	\$ 648,201

## Schedule of Payments to Suppliers of Goods and Services (continued)

Supplier	Amount
PRICEWATERHOUSECOOPERS	\$ 314,938
PRIME CONSULTING INC	\$ 275,863
PRIORITY VAC LTD	\$ 57,578
PRIVACY WORKS CONSULTING	\$ 255,785
PRO PACIFIC RESTORATION LTD	\$ 342,352
PRO WORKS PAINTING -3717 INVESTMENTS LTD	\$ 139,420
PROFESSIONAL QUALITY ASSURANCE	\$ 99,620
PROSCI CANADA ULC	\$ 42,525
PSQUARE ENGINEERING AND CONSTRUCTION LTD	\$ 34,739
PUBLIC ARCHITECTURE + DESIGN	\$ 50,557
PUMA UTILITY MONITORING INC	\$ 101,850
PURELY CRM CONSULTING INC	\$ 1,686,490
QBIT APS	\$ 335,178
QBIT CONSULTING LTD	\$ 189,255
QV INVESTORS INC	\$ 36,685
R&M MECHANICAL LTD	\$ 48,220
RALPH'S RADIO	\$ 48,018
RAM GEOTECHNICAL ENGINEERING LTD	\$ 36,629
RAM MECHANICAL LTD	\$ 994,098
RAMADA BY WYNDHAM VANCOUVER AIRPORT	\$ 353,742
RANDSTAD	\$ 349,074
RANGE ARCHITECTURE INC	\$ 103,933
RDH BUILDING SCIENCE INC	\$ 314,629
READ JONES CHRISTOFFERSEN LTD	\$ 296,318
REALTY-ONE REAL ESTATE LTD	\$ 108,691
REDEKOP FERRARIO PROPERTIES (DIAMOND)	\$ 707,803
RELATIVITY PROJECTS INC	\$ 34,069
RENEW ENERGY INC	\$ 46,274
RESOLVE RESEARCH SOLUTIONS INC	\$ 27,563
RESTRUCTION BUILDING SERVICES LTD	\$ 2,279,373
RESTWELL MATTRESS CO	\$ 62,631
RGL BUILDING INSPECTOR SERVICES	\$ 63,164
RICHARDS BUELL SUTTON	\$ 219,789
RICHMOND ELEVATOR MAINTENANCE LTD	\$ 25,238
RICOH CANADA INC	\$ 79,938
RIGHT-A-WAY CONSTRUCTION	\$ 651,783
RIMKUS CONSULTING GROUP CANADA INC	\$ 171,070
RJS CONSTRUCTION LTD	\$ 95,662
RM TRAILER LTD	\$ 49,081
ROBERT HALF CANADA INC	\$ 361,373
ROCKY POINT ENGINEERING LTD	\$ 148,755
ROMA BUILDING RESTORATION LTD	\$ 437,930
RON HART ARCHITECT LTD	\$ 118,091
ROYAL LEPAGE FORT NELSON REALTY	\$ 33,626
ROYAL PRINTERS LTD	\$ 68,228
RUSSELL HENDRIX FOODSERVICE EQUIPMENT	\$ 52,724
S.C. RESTORATIONS LTD DBA STUTTERS	\$ 46,904
S2 ARCHITECTURE	\$ 203,694

## Schedule of Payments to Suppliers of Goods and Services (continued)

Supplier	Amount
SAINT BERNADINE	\$ 36,498
SARA CARES CARPET & UPHOLSTERY CLEANING	\$ 28,478
SASCO CONTRACTORS LTD	\$ 42,298
SCHELL MOTOR EXPRESS	\$ 323,625
SCIUS ADVISORY INC	\$ 74,471
SCW'EXMX TRIBAL COUNCIL	\$ 26,760
SEAFORTH CONSTRUCTION LTD	\$ 63,535
SEASIDE VILLA MOTEL & RV PARK	\$ 34,401
SECHELT PARISH OF THE ANGLICAN CHURCH	\$ 98,903
SECURE LODGING SYSTEMS INC	\$ 200,000
SECURITAS TECHNOLOGY CANADA CORPORATION	\$ 498,252
SEGUIN MORRIS MECHANICAL INC	\$ 238,487
SENEZ CONSULTING LTD	\$ 59,388
SENTIS MARKET RESEARCH INC	\$ 95,209
SERVCO PREMIUM CLEANING & RESTORATION LTD	\$ 28,688
SERVICE MASTER - BORGERSEN ENTERPRISES	\$ 59,725
SHAW CABLE	\$ 192,112
SHERATON VANCOUVER WALL CENTRE HOTEL	\$ 39,512
SHEW'S CONTRACTING INC	\$ 154,308
SHIRLEY, BRENT (DBA HYDRA CON SERVICES)	\$ 76,601
SIGNIA CONSTRUCTION LTD.	\$ 3,118,999
SIMS, JUDY	\$ 38,115
SINGLETON URQUHART REYNOLDS VOGEL LLP	\$ 1,348,152
SITEIMPROVE INC	\$ 44,604
SLR CONSULTING (CANADA) LTD	\$ 71,169
SMITH, PAULA AND BRIAN ALLEN	\$ 120,952
SOFTCHOICE CANADA INC	\$ 539,265
SOURCE OFFICE FURNISHINGS	\$ 52,896
SOUTH OKANAGAN SECURITY SERVICES LTD	\$ 49,012
SOUTHERN BUTLER PRICE LLP	\$ 61,049
SPANI DEVELOPMENTS LTD	\$ 27,409
SPARTAN CONTROLS	\$ 42,695
SPERIDIAN TECHNOLOGIES CANADA INC	\$ 347,758
S-QUEST SERVICES LTD	\$ 32,003
SR ENGINEERING LTD	\$ 345,538
SRO AF LP	\$ 3,012,820
SSA QUANTITY SURVEYORS LTD	\$ 26,294
SSR SECURITY SERVICES LTD	\$ 176,593
STANTEC CONSULTING LTD	\$ 26,368
STAPLES	\$ 1,606,969
STAPLES ADVANTAGE	\$ 308,409
STARK MARKETING AGENCY LIMITED	\$ 289,654
STATION ONE ARCHITECTS	\$ 720,963
STEALTH SECURITY INC	\$ 45,673
STEEL ART SIGNS CORP	\$ 259,442
STEPHENSON ENGINEERING LTD	\$ 69,600
STUDIOHUB ARCHITECTS LTD	\$ 97,163
SUMMERFIELD CONTRACTING LTD	\$ 63,105



## Schedule of Payments to Suppliers of Goods and Services (continued)

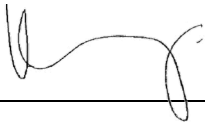
Supplier	Amount
SUMMIT BIM CONSULTING LTD	\$ 162,072
SUNSHINE COAST SECURITY LTD	\$ 195,350
SUPER KLEAN CARPET & RESTORATION	\$ 25,022
SUPER SAVE FENCE RENTALS INC	\$ 46,905
SUPER SAVE FUELS	\$ 84,006
SUPERIOR PROPANE INC	\$ 120,212
SUPPORT SERVICES UNLIMITED	\$ 80,640
SUPPORT WAREHOUSE	\$ 142,421
SURVEILLANCE SHOP LTD	\$ 89,576
SWICKS ORGANIC LANDSCAPING	\$ 29,925
SWS DETENTION GROUP INC	\$ 217,180
SYSCO VICTORIA, DIVISION OF SYSCO CANADA	\$ 72,556
TANAGO ENTERPRISES INC	\$ 178,439
TASU CONSTRUCTION LTD	\$ 2,844,725
TCI LIFT ELEVATOR AND ESCALATOR LTD	\$ 40,549
TEAM PROJECTS INC	\$ 34,526
TECHNICAL SAFETY BC	\$ 78,849
TEEMA SOLUTIONS GROUP INC	\$ 1,887,192
TEKSYSTEMS CANADA CORP.	\$ 1,671,153
TELUS	\$ 240,655
TETRA TECH CANADA INC	\$ 35,340
THE AME CONSULTING GROUP LTD	\$ 102,507
THE BRICK	\$ 236,729
THE COUNTERTOP CONNECTION LTD	\$ 902,623
THE CREW OFFICE SERVICES 2015	\$ 71,307
THE DAHL HOUSE dba BATHMASTER	\$ 115,553
THE GOURMET LUNCH LADIES LTD	\$ 222,172
THE GROUNDSGUYS	\$ 33,823
THE ROC DOC VENTURES	\$ 41,496
THUNDERBIRD NEIGHBOURHOOD ASSOCIATION	\$ 35,938
THURBER ENGINEERING LTD	\$ 26,673
TIBCO SOFTWARE (IRELAND) LIMITED	\$ 204,361
TICKERS HAULING & STORAGE	\$ 140,848
TK ELEVATOR	\$ 1,376,173
TL HOUSING SOLUTIONS LTD	\$ 4,134,916
TOP CORNER PLUMBING & HEATING LTD	\$ 34,440
TOPLINE ROOFING LTD	\$ 34,012
TORMAX CANADA INC	\$ 30,868
TOTAL RESTORATION SERVICES	\$ 364,202
TOWNSQUARE PLANNING INC	\$ 99,349
TRANSPACIFIC REALTY ADVISORS	\$ 44,321
TRAVELODGE ABBOTSFORD BAKERVIEW	\$ 1,000,000
TRAVELODGE CRANBROOK	\$ 1,253,310
TREE PEOPLE LTD	\$ 136,448
TRIBE, STEVEN. M	\$ 304,763
TRIDENT LOCK & SECURITY LTD	\$ 55,503
TROY LIFE & FIRE SAFETY LTD	\$ 134,235
TRUE NORTH HOSTELLING ASSOCIATION	\$ 479,891

## Schedule of Payments to Suppliers of Goods and Services (continued)

Supplier	Amount
TURNBULL CONSTRUCTION	\$ 133,868
TWI SURVEYS INC	\$ 42,105
TYKANS GROUP INC	\$ 600,337
U WANT RENOVATION LTD	\$ 135,555
ULINE	\$ 34,777
UNIVERSAL RESTORATION SYSTEMS LTD	\$ 99,560
URBAN ARTS ARCHITECTURE INC.	\$ 83,148
URBAN IMPACT	\$ 217,146
URBAN MATTERS CCC LTD	\$ 120,541
URBAN STRATEGIES INC	\$ 144,106
V.I.P. MOTEL LTD	\$ 700,000
VALOROSO HOLDINGS INC	\$ 270,474
VANGUARD PAINTING LTD	\$ 44,625
VELOCITY PLUMBING AND HEATING LTD	\$ 26,429
VEME LAKE DEVELOPMENTS INC	\$ 306,760
VENTANA CONSTRUCTION CORPORATION	\$ 1,050,832
VENTURE ELEVATOR INC	\$ 50,672
VESTA COMMUNITY PLANNING LTD	\$ 2,271,172
VICTORIA DRAIN SERVICES	\$ 44,511
VIDO BUILDING REPAIRS & MAINTENANCE LTD	\$ 676,610
VISCOUNT ACQUISITION ULC	\$ 331,975
VITALSMARTS	\$ 50,616
VLT VENTURES	\$ 53,333
VR PLUS CONSTRUCTION	\$ 193,602
WAIBEL ENTERPRISES LTD	\$ 28,206
WASTE CONNECTIONS OF CANADA INC	\$ 137,182
WASTE MANAGEMENT	\$ 903,800
WAYWEST MECHANICAL LTD	\$ 63,875
WCBC WESTERN COMPENSATION & BENEFITS	\$ 73,509
WCPG CONSTRUCTION LTD	\$ 27,033,734
WDS WESTERN DOOR SOLUTIONS LTD	\$ 32,437
WE AN-SER COMMUNICATIONS	\$ 64,435
WEATHERBEE JANITORIAL	\$ 135,908
WEBIR AUTOMATION AND CONTROL SERVICES	\$ 129,934
WERNER SMITH MECHANICAL INC	\$ 81,953
WESCAN CONSTRUCTION LTD	\$ 494,029
WEST SIXTH CONSTRUCTION INC	\$ 461,900
WESTALLIANCE CONSTRUCTION LTD	\$ 39,564
WESTCANA ELECTRIC INC	\$ 778,440
WESTCOAST APPLIANCE CENTRE 2014 LTD	\$ 31,729
WESTERN CANADA FIRE PROTECTION	\$ 53,791
WHITE ROCK MOTEL LTD.	\$ 751,500
WHITE STAR PROPERTY SERVICES LTD	\$ 99,036
WHITE, LUBA	\$ 65,609
WIDSTEN PROPERTY MANAGEMENT INC.	\$ 32,812
WILLETTS CONTRACTING (2004) LTD.	\$ 672,717
WILLIAMS ENGINEERING	\$ 211,267
WILSON M. BECK INSURANCE SERVICES	\$ 43,106

**Schedule of Payments to Suppliers of Goods and Services (continued)**

<b>Supplier</b>	<b>Amount</b>
WINMAR (CANADA) INTERNATIONAL LTD	\$ 88,853
WONG, CHARLOTTE	\$ 72,865
WPH CONSTRUCTION MANAGEMENT LTD	\$ 16,641,743
WSP CANADA INC	\$ 526,129
XENALI INC	\$ 94,968
ZAVOSH CONSULTING INC	\$ 349,253
ZN BROS CONSTRUCTION LTD	\$ 256,725
	\$ 367,181,660
Amount paid \$25,000 or less	5,859,500
<b>Total supplier payment including capital expenditure</b>	<b>373,041,161</b>
Less: capital expenditure	235,240,340
<b>Total supplier payment</b>	<b>\$ 137,800,821</b>
 <b>Total grants and contributions exceeding \$25,000</b>	 <b>\$ 821,856,348</b>




---

Vincent Tong  
 Chief Executive Officer  
 May 24, 2024

**British Columbia Housing Management Commission**

**Reconciliation of Expenditures**

**For the Year Ended March 31, 2024**

	<u>(\$000's)</u>
Grants and contributions	\$ 2,315,857
Grants in lieu / property taxes	\$ 10,472
Employee remuneration (schedule)	109,883
Payments to suppliers (schedule)	137,801
Employee expenses	1,045
Interest expense	<u>51,592</u>
<b>Sub Total</b>	<b><u>\$ 2,626,650</u></b>
<b>Non-cash expenditures</b>	
Amortization	\$ 4,724
Other expenses	<u>- 662</u>
<b>TOTAL</b>	<b><u>\$ 2,630,712</u></b>
<b>Total as per audited Statement of Operations</b>	<b><u>\$ 2,630,712</u></b>